

Cavus

# TV & AUDIO ACCESSORIES

LIVE IN YOUR WORLD, ENJOY OURS



## LIVE IN YOUR WORLD, ENJOY OURS

At Cavus, we always find a suitable solution for design and functionality. We love to innovate and provide excellent service. Our passion lies in audio and video, and we are experts in creating the best viewing and listening experience. Whether it's for new or existing TVs, speakers, or soundbars, Cavus offers smart solutions to stylishly integrate them into your interior without any issues. We take pride in the high ratings we receive from our customers and we are grateful for their loyalty.

## TABLE OF CONTENTS

3	TV floor stand	41	For Bowers & Wilkins
15	Swivel TV stand	42	For Bluesound
19	TV wall mount	43	For Loewe
23	Accessories	45	For Samsung
24	TV wall stand	46	For Yamaha
25	Soundbar solutions	47	Monitor arms
30	For Sonos	47	Cable management
36	For Denon	48	Audio- en video converters
38	For Harman Kardon	51	Remote controls
40	For Bang & Olufsen		



## ALWAYS A SUITABLE SOLUTION

Have you chosen one of our TV floor stands and does your TV have a VESA mounting? Since the mounting can vary per TV, each floor stand comes with a universal VESA mounting plate included. A custom mounting plate is also available; please inquire about the options.

## THE BEST VIEWING EXPERIENCE


Our TV floor stands are height-adjustable and can swivel up to 120 degrees. This ensures a comfortable viewing height and the best viewing experience. It provides you with the flexibility to customize your setup and takes up less space. As a result, you can enjoy optimal TV viewing from anywhere in your home.

## HIDE YOUR VISIBLE EQUIPMENT

Ensure that all TV equipment is out of sight. With the assistance of our accessories, you can easily attach a TV decoder or soundbar. These mounting points are located on the back of the floor stand and come with threaded screws for secure attachment.

## CABLES OUT OF SIGHT

Hiding loose cables is a priority. The cable management system of our TV floor stand offers a lot of advantages. The column provides ample space for multiple cables. Openings at the rear of the column facilitate the quick and easy concealment of cables in sight.



Universal VESA mounting plate (CAV-V01)



Threaded Mounting Points



The Ø 60 mm column is suitable for multiple cables.



# CAVUS SOLID

- PERFECT FOR OLED TV'S

SLIM COMPACT BASE
- LOOK DIRECTLY AT THE TV

SWIVELS 120°
- FULL-FLEDGED TV FURNITURE

OPTIONAL ACCESSORIES
- NO VISIBLE CABLES

CABLE MANAGEMENT

- 75 x 30 cm rectangular base
- High quality black steel
- Available in sizes 60, 80 or 100 cm
- Cable management in Ø 60 mm column
- Upgrade with optional accessories
- Custom VESA mounting plate

35-65"

30 KG

VESA

120°

## PERFECT FOR OLED TV'S

The stylish rectangular base of the Solid model offers a minimalist look. The base is only 30 cm deep, making it ideal for situations where the TV is placed in a frequently visited area. The proportion between the base and the TV is perfectly balanced. This effect is particularly pronounced when this floor stand is paired with an OLED TV.

Model	Height	Color	VESA											
SOLID		B												
Configure your TV stand	Height (cm)			Black	75 x 75 400 x 400	100 x 100	100 x 200	200 x 200	300 x 300	300 x 200 400 x 200	300 x 400 400 x 300	400 x 400	200x200 600x400	
	60	80	100	B	V01	V11	V21	V22	V33	V42	V43	V44	V64	



# CAVUS GATE

- PERFECT ANGLE SETUP

COMPACT ROUND BASE
- SPACE-SAVING

MINIMALISTIC DESIGN
- THE BEST VIEWING EXPERIENCE

HEIGHT ADJUSTABLE
- STRAIGHT VIEWING ANGLE

120° SWIVEL

- Ø 38 cm round base
- High quality brushed stainless or black steel
- Available in sizes 100 or 120 cm
- Cable management in Ø 50 mm column
- Upgrade with optional accessories
- Custom VESA mounting plate



## THE PERFECT CORNER SETUP

The Gate model features a compact, round base and is highly suitable for corner setups in small living rooms or bedrooms. Our TV floor stands are crafted from high-quality materials, providing a sturdy foundation for your TV. This ensures that you need not worry about wobbling or tipping over of your floor stand.

Model	Height	Color	VESA										
GATE													
Configure your TV stand	Height (cm)			SST	Black	75 x 75 400 x 400	100 x 100	100 x 200	200 x 200	300 x 300	300 x 200 400 x 200	300 x 400 400 x 300	400 x 400
				S	B	V01	V11	V21	V22	V33	V42	V43	V44





# CAVUS TILE

EASY TO MOVE  
ADD A SET OF WHEELS

SPACE-SAVING  
MINIMALISTIC DESIGN

THE BEST VIEWING EXPERIENCE  
HEIGHT ADJUSTABLE

STRAIGHT VIEWING ANGLE  
120° SWIVEL

- 43.5 x 30 cm rectangular base
- High quality brushed stainless or black steel
- Available in sizes 100 or 120 cm
- Cable management in Ø 50 mm column
- Add wheels for better mobility (CAV-W30)
- Custom VESA mounting plate



## SPACE-SAVING SETUP

The sleek rectangular base of the Tile model is ideal for smaller TVs. The minimalist design of this TV floor stand creates a sense of spaciousness in any interior. The Tile can be equipped with wheels, allowing you to effortlessly move your TV, perfect for events or gatherings.

Model	Height		Color		VESA									
TILE														
Configure your TV stand	Height (cm)				S	T	75 x 75 400 x 400	100 x 100	100 x 200	200 x 200	300 x 300	300 x 200 400 x 200	300 x 400 400 x 300	400 x 400
			100	120	S	B	V01	V11	V21	V22	V33	V42	V43	V44



# CAVUS SPHERE

- LUXURIOUS APPEARANCE

HIGH-QUALITY MATERIAL
- FULL-FLEDGED TV FURNITURE

OPTIONAL ACCESSORIES
- THE BEST VIEWING EXPERIENCE

HEIGHT ADJUSTABLE
- STRAIGHT VIEWING ANGLE








120° SWIVEL

- Ø 54 cm round base
- High quality brushed stainless or black steel
- Available in sizes 60, 80, 100, 120 or 150 cm
- Cable management in Ø 60 mm column
- Upgrade with optional accessories
- Custom VESA mounting plate



## FITS EVERY INTERIOR

The streamlined shape of a Sphere seamlessly fits into various interior styles. It's no wonder it's our best-selling TV stand. Our TV stands are built to last, using high-quality materials that withstand daily usage, ensuring you can rely on a sound investment.

Model	Height					Color		VESA										
SPHERE																		
Configure your TV stand	Height (cm)					SST	Black	75 x 75 400 x 400	100 x 100	100 x 200	200 x 200	300 x 300	300 x 200 400 x 200	300 x 400 400 x 300	400 x 400	200x200 600x400		
	60	80	100	120	150	S	B	V01	V11	V21	V22	V33	V42	V43	V44	V64		



# CAVUS SQUARE

FULL-FLEDGED TV FURNITURE  
OPTIONAL ACCESSORIES

EASILY MOVE YOUR TV  
ADD A SET OF WHEELS

THE BEST VIEWING EXPERIENCE  
HEIGHT ADJUSTABLE

STRAIGHT VIEWING ANGLE  
120° SWIVEL








- 58 x 40 cm rectangular base
- High quality brushed stainless or black steel
- Available in sizes 60, 80, 100, 120 or 150 cm
- Cable management in Ø 60 mm column
- Add set of wheels for better mobility (CAV-W30)
- Custom VESA mounting plate



## FUNCTIONAL DESIGN

The clean lines of a Square make integration into your interior effortless. With the right accessories, you can also attach the TV receiver or a power strip to the back of this swiveling TV floor stand. The rectangular base can be combined with a set of wheels, transforming it into a movable TV furniture piece.

Model	Height					Color		VESA										
SQUARE																		
Configure your TV stand	Height (cm)					SST	Black	75 x 75 400 x 400	100 x 100	100 x 200	200 x 200	300 x 300	300 x 200 400 x 200	300 x 400 400 x 300	400 x 400	200x200 600x400		
	60	80	100	120	150	S	B	V01	V11	V21	V22	V33	V42	V43	V44	V64		



# CAVUS CROSS


- LUXURIOUS APPEARANCE
- HIGH-QUALITY MATERIAL
- THE BEST VIEWING EXPERIENCE
- HEIGHT ADJUSTABLE
- FULL-FLEDGED TV FURNITURE
- OPTIONAL ACCESSORIES
- STRAIGHT VIEWING ANGLE
- 120° SWIVEL

- Solid oak X leg with floating shelf
- Available in sizes 80, 100 or 120 cm
- High quality brushed stainless or black steel
- Cable management in Ø 60 mm column
- Upgrade with optional accessories
- Custom VESA mounting plate



## TIMELESS CHARACTER

The Cross features a distinctive and unique design. An integral aspect of this design is the floating oak wooden shelf. This shelf can bear a weight of 5 kg and is suitable for small accessories such as a soundbar or TV receiver. Similar to the TV, you can adjust this floating shelf to your preferred height.

Model	Height				Color		VESA										
CROSS																	
Configure your TV stand	Height (cm)				SST	Black	75 x 75 400 x 400		100 x 100	100 x 200	200 x 200	300 x 300	300 x 200 400 x 200	300 x 400 400 x 300	400 x 400	200x200 600x400	
		80	100	120			V01		V11	V21	V22	V33	V42	V43	V44	V64	



# CAVUS TRIANGLE

- PERFECT CORNER SETUP  
MINIMALISTIC DESIGN
- NO VISIBLE CABLES  
CABLE MANAGEMENT
- THE BEST VIEWING EXPERIENCE  
HEIGHT ADJUSTABLE
- STRAIGHT VIEWING ANGLE  
120° SWIVEL

- Solid oak tripod
- Available in sizes 120 cm
- Column made of black steel
- Cable management in Ø 60 mm column
- Upgrade with optional accessories
- Custom VESA mounting plate



## THE POWER OF OAK WOOD

The solid oak wood of the Triangle is incredibly durable and carries a timeless character. If you prefer not to mount the TV on the wall but still want to save space, this floor stand offers the perfect solution for hanging your TV. With the right accessories, you can conceal equipment like a TV receiver on the backside, and cables can be hidden within the rear leg.

Model	Height	Color	VESA										
TRIANGLE	120	B											
Configure your TV stand	Height (cm)		Black	75 x 75 400 x 400	100 x 100	100 x 200	200 x 200	300 x 300	300 x 200 400 x 200	300 x 400 400 x 300	400 x 400	200x200 600x400	
			B	V01	V11	V21	V22	V33	V42	V43	V44	V64	



# CAVUS ELLIPS

- THE BEST VIEWING EXPERIENCE

HEIGHT ADJUSTABLE
- STRAIGHT VIEWING ANGLE

120° SWIVEL
- FULL-FLEDGED TV FURNITURE

OPTIONAL ACCESSORIES
- NO VISIBLE CABLES

CABLE MANAGEMENT

- 68 x 40 cm oval base
- High quality brushed stainless or black steel
- Available in sizes 60, 80, 100, 120 or 150 cm
- Cable management in Ø 60 mm column
- Upgrade with optional accessories
- Custom VESA mounting plate



## FULLY IN PROPORTION

The elliptical shape of the Ellips aligns perfectly with current interior design trends. The substantial, oval base provides ample surface area, enhancing its stability. Consequently, this floor stand is particularly well-suited for larger TVs. Our TV floor stands can be extended with optional accessories for attaching equipment like a soundbar or TV receiver.

Model	Height		Color		VESA											
ELLIPS																
Configure your TV stand	Height (cm)					SST	Black	75 x 75 400 x 400	100 x 100	100 x 200	200 x 200	300 x 300	300 x 200 400 x 200	300 x 400 400 x 300	400 x 400	200x200 600x400
	60	80	100	120	150	S	B	V01	V11	V21	V22	V33	V42	V43	V44	V64



# CAVUS ORBIT










- SUITABLE FOR LARGE TV'S  
EXTRA WIDE BASE
- SPACIOUS APPEARANCE  
MINIMALISTIC DESIGN
- STRAIGHT VIEWING ANGLE  
120° SWIVEL
- FULL-FLEDGED TV FURNITURE  
OPTIONAL ACCESSORIES

- 98 x 45 cm oval base
- High quality brushed stainless or black steel
- Available in sizes 60, 80, 100, 120 or 150 cm
- Cable management in Ø 60 mm column
- Upgrade with optional accessories
- Custom VESA mounting plate



## STABLE BASE FOR ANY TV

The extra-wide, oval base of the Orbit ensures a stable foundation between the TV and the floor stand. This allows even your larger TV to be smoothly rotated in any desired direction. With the use of a soundbar solution, a soundbar like a Sonos Arc can also be attached beneath the TV, enhancing the ideal cinematic experience.

Model	Height					Color		VESA											
ORBIT																			
Configure your TV stand	Height (cm)					SST	Black	75 x 75 400 x 400		100 x 100	100 x 200	200 x 200	300 x 300	300 x 200 400 x 200	300 x 400 400 x 300	400 x 400	200x200 600x400		
	60	80	100	120	150			S	B	V01	V11	V21	V22	V33	V42	V43	V44	V64	



# CAVUS EDGE

SUITABLE FOR LARGE TV'S  
EXTRA WIDE BASE

SPACIOUS APPEARANCE  
MINIMALISTIC DESIGN

THE BEST VIEWING EXPERIENCE  
ADJUSTABLE IN 8 POSITIONS









FULL-FLEDGED TV FURNITURE  
OPTIONAL ACCESSORIES

- 90 x 30 cm design base
- High quality black steel
- Available in size 100 cm
- Cable management in column
- Upgrade with optional accessories
- Custom VESA mounting plate



## INDUSTRIAL PREMIUM DESIGN

Within our selection lies the unique design of the Edge. The industrial character of this TV floor stand ensures that even the largest TV can be seamlessly integrated into any interior. Create a space-saving arrangement for your TV, soundbar, and other equipment. With the right accessories, you can even transform a large TV into a design furniture piece.

Model	Height	Color	VESA									
EDGE	100	B										
Configure your TV stand	Height (cm)		Black	75 x 75 400 x 400	100 x 100	100 x 200	200 x 200	300 x 300	300 x 200 400 x 200	300 x 400 400 x 300	400 x 400	200x200 600x400
		100	B	V01	V11	V21	V22	V33	V42	V43	V44	V64



LIVE IN YOUR WORLD, ENJOY OURS



# SWIVEL TV STAND

## SWIVEL TV STAND - BASIC CAV-TS010

- Rotate your TV in the desired direction
- Mount your TV at the desired height
- Black glass base 280 x 420 mm



VESA 200x200 ↔ 600x400



## SWIVEL TV STAND - MEDIUM CAV-TSM

- Rotate your TV in the desired direction
- Mount your TV at the desired height
- Black glass base 234 x 485 mm



VESA 100x100 ↔ 400x400

## SWIVEL TV STAND - LARGE CAV-TSL

- Rotate your TV in the desired direction
- Mount your TV at the desired height
- Black glass base 294 x 545 mm



VESA 200x100 ↔ 600x400





# TV STAND XL | CAVSTXL

- SUITABLE FOR LARGE TVs  
EXTRA WIDE BASE
- STRAIGHT VIEWING ANGLE  
120° SWIVEL
- THE BEST VIEWING EXPERIENCE  
HEIGHT ADJUSTABLE
- NO VISIBLE CABLES  
CABLE MANAGEMENT

- 75 x 30 cm rectangular base
- High quality black steel
- Available in sizes 60 or 80 cm
- Cable management in Ø 60 mm column
- Upgrade with optional accessories
- Custom VESA mounting plate












## STYLISH, SECURE & FUNCTIONAL

The size of the average TV has increased over time. With a solid construction and sturdy base, the CAVTSXL model provides reliable support for your TV. Enjoy a tidy and organized environment by hiding cables within the hollow column. This ensures a neat setup.

CAVUS TIP!

PAIR THE TV STAND XL WITH A SOUNDBAR FRAME

Take a look at our soundbar solutions for the Solid on page 29.

Model	Height		Color	VESA									
SOLID			B										
Configure your TV stand	Height (cm)			Black	75 x 75 400 x 400	100 x 100	100 x 200	200 x 200	300 x 300	300 x 200 400 x 200	300 x 400 400 x 300	400 x 400	200x200 600x400
	60	80		B	V01	V11	V21	V22	V33	V42	V43	V44	V64



# CAVUS MOUNT

- STRAIGHT VIEWING ANGLE  
120° SWIVEL
- NO VISIBLE CABLES  
CABLE MANAGEMENT
- THE BEST VIEWING EXPERIENCE  
HEIGHT ADJUSTABLE
- SUITABLE FOR SOUNDBAR  
OPTIONAL FRAMES

- Transform a cabinet into a luxury TV stand
- High quality brushed stainless or black steel
- Available in sizes 60, 80, 100, 120 or 150 cm
- Cable management in Ø 60 mm column
- Upgrade with optional accessories
- Custom VESA mounting plate

50-85"

50 KG

VESA

120°

## BUILD YOUR OWN TV FURNITURE

With this convenient built-in kit, you can convert a cabinet into a TV stand. The included cover ring in black steel or stainless steel becomes the opening where the column fits into your furniture. This allows you to choose the installation location for the Mount and ensures the best visual and auditory experience. With this system, you can swivel the TV and adjust the viewing height yourself.

Model	Height	Color	VESA													
MOUNT																
Configure your TV stand	Height (cm)					SST	Black	75 x 75 400 x 400	100 x 100	100 x 200	200 x 200	300 x 300	300 x 200 400 x 200	300 x 400 400 x 300	400 x 400	200x200 600x400
	60	80	100	120	150	S	B	V01	V11	V21	V22	V33	V42	V43	V44	V64

LIVE IN YOUR WORLD, ENJOY OURS



### FULL MOTION SINGLE 1 WME100

- Tilt - 8° / +5°
- Adjustable after installation



VESA 100x100 | 200x100 | 200x200

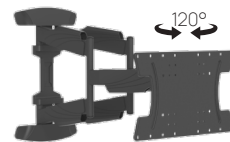


### FULL MOTION OLED WME104

- Tilt - 15° / +2°
- Adjustable after installation



VESA 100x100 | 100x200 | 200x100 | 200x200 | 300x200 | 400x200

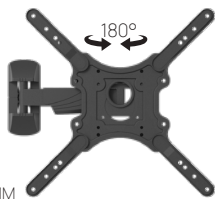


### FULL MOTION SINGLE 2 WME101

- Tilt - 8° / +5°
- Adjustable after installation



VESA 100x100 | 200x200 | 300x200 | 300x300 | 400x200 | 400x300 | 400x400

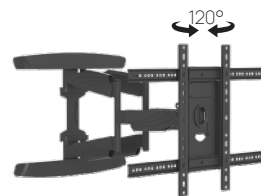


### FULL MOTION MOUNT WME105

- Tilt - 8° / +5°
- Adjustable after installation



VESA 200x100 ↔ 600x400

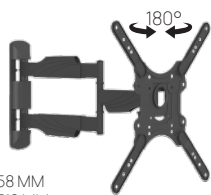


### FULL MOTION SINGLE 3 WME102

- Tilt - 8° / +5°
- Adjustable after installation



VESA 100x100 | 200x200 | 300x200 | 300x300 | 400x200 | 400x300 | 400x400

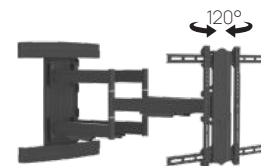


### FULL MOTION HEAVY DUTY WME602

- Tilt - 8° / +5°
- Adjustable after installation



VESA 200x100 ↔ 600x400

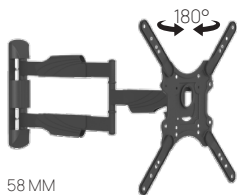


### FULL MOTION SINGLE 3 XL WME102L

- Tilt - 8° / +5°
- Adjustable after installation



VESA 100x100 | 200x200 | 300x200 | 300x300 | 400x200 | 400x300 | 400x400



**CAVUS  
TIP!**

COMBINEER EEN MUURBEUGEL  
MET EEN SOUNDBAR FRAME

Bekijk onze soundbar oplossingen voor muurbeugels op [cavus.nl](https://cavus.nl)




We provide a 5-year warranty on our wall mounts. Mounting materials are included.



# SLIM & TILT

## ULTRA SLIM S WMU200

- Compact design
- Separate wall plate



23-42"

30 KG

18 MM

VESA 50x50 | 75x75 | 100x100 | 200x100 | 200x200

## ULTRA SLIM M WMF001

- Integrated spirit level
- Lockable\*



32-55"

45 KG

18 MM

VESA 75x75 | 100x100 | 100x200 | 200x100 | 200x200 | 300x200 | 400x200

## ULTRA SLIM L 400 WMF044

- Integrated spirit level
- Lockable\*



32-70"

55 KG

19 MM

VESA 75x75 <> 400x400

## ULTRA SLIM L 800 WMF084

- Integrated spirit level
- Lockable\*



37-70"

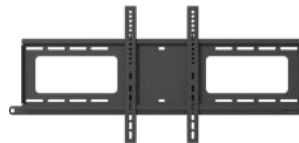
65 KG

19 MM

VESA 300x200 <> 800x400

## ULTRA SLIM XL HEAVY DUTY WMF006

- With spirit level
- Lockable\*



43-100"

80 KG

24 MM

VESA 75x75 <> 800x400

## ULTRA SLIM PREMIUM WMF204

- Integrated spirit level
- Adjustable with spirit level



37-70"


35 KG

18 MM

VESA 100x100 <> 600x400

## TILT 10° WMT002

- Tilt - 10°
- With spirit level



32-55"

35 KG

34 MM

VESA 75x75 <> 400x400

## PREMIUM TILT 12° WMT205

- Tilt - 10°
- Adjustable after installation



32-55"

35 KG

30 MM

VESA 75x75 <> 400x400

\* Padlock not included

## WHICH BRACKET DO I NEED?

In our range, you'll always find a suitable wall bracket to hang your TV. Make the choice that fits your situation perfectly. The type of bracket you need depends on your TVs VESA size. No matter which angle you watch TV from, we have a suitable solution available for every situation.

## WHAT DOES VESA STAND FOR?

At the back of a TV, there are VESA screw holes. These are used for attaching the TV to a wall bracket. The distance between these screw holes is measured in millimeters. You determine the VESA size by measuring the horizontal and vertical distance between these holes.



We provide a 5-year warranty on our wall mounts. Mounting materials are included.

## NEED MORE SUPPORT?



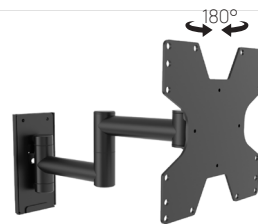
SUPPORT STRIPS  
WMV-SP01-B

- Create more surface area for support
- Compatible with WMV8050 / WMV9050
- Dimensions: 220 x 40,5 x 12,5 mm

## PREMIUM WALL MOUNT

### PREMIUM SMALL WMV2050


- Black steel
- Tilt - 8° / +5°
- Adjustable after installation



VESA 75x75 ↔ 200x200

### PREMIUM HEAVY DUTY WMV8050

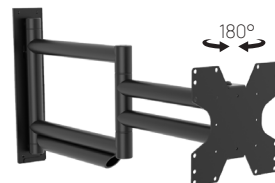
- Black steel
- Three pivot points
- Adjustable after installation



VESA 100x100 ↔ 400x400

### PREMIUM EXTRA LONG WMV9050

- Black steel
- Three pivot points
- Adjustable after installation



VESA 100x100 ↔ 400x400



## ACCESSORIES

Recognizing that the setup involves more than just positioning a TV, we've taken into account television equipment as well. Our TV stands are equipped with mounting points, enabling you to secure all your TV peripherals using accessory holders. On these pages, you'll discover accessories that facilitate the swift and simple concealment of devices behind or below the TV.

### ACCESSORY HOLDER S CHU02S

- 127 x 128 mm
- Depth adjustment 32 - 46 mm
- Suitable for wall mounting



### ACCESSORY HOLDER M CHU02

- 127 x 128 mm
- Depth adjustment 47 - 76 mm
- Suitable for wall mounting




### COVER FOR SOUNDBAR FRAME CF-DECO-5

- Give your frame cover a stainless steel look



### ACCESSORY BASE MOUNTING KIT CHU03

- Mounting plate 342 x 224 mm
- Depth adjustment holder 47 - 76 mm
- Mount on the back of the TV



### POWER STRIP HOLDER CHU04 (B150 | B300 | B500)

- Attach power strip on the back of the TV
- Suitable for wall mounting
- Also available with black power strip



### WHEEL SET FOR TILE & SQUARE CAV-W30

- Only for Tile & Square
- Plastic wheels (4 pieces)
- With brake system



### SHELVE FOR Ø 60 MM COLUMN CAV-SM46B

- Measurements 400 x 300 x 3 mm
- Height adjustable
- Maximum load capacity 5 kg





# CAVUS HYBRID

- SUITABLE FOR ALL WALLS  
NO DRILLHOLES
- FITS OVER BASEBOARD  
18 CM CUTOUT
- THE BEST VIEWING EXPERIENCE  
HEIGHT ADJUSTABLE UP TO 120 CM
- NO VISIBLE CABLES  
CABLE MANAGEMENT

- Distance from the wall is 45 mm
- Place furniture over the base
- Hide cables in the frame
- Fits over baseboards up to 18 cm
- Column is paintable with latex paint
- Custom VESA mounting plate



## NO DRILLHOLES

The Hybrid is a combination of a wall mount and a floor stand. An ideal choice if you don't want to drill holes in the wall but still wish to place a TV against it. The wall stand is constructed from a robust steel frame capable of supporting the full weight of your TV. You attach the TV to it using a VESA plate.

Model	Height	Color	VESA								
HYBRID	120	B									
Configure your TV stand	Height (cm)		Black	75 x 75 400 x 400	100 x 100	100 x 200	200 x 200	300 x 300	300 x 200 400 x 200	300 x 400 400 x 300	400 x 400
			B	V01	V11	V21	V22	V33	V42	V43	V44

# SOUNDBAR SOLUTIONS


LIVE IN YOUR WORLD, ENJOY OURS





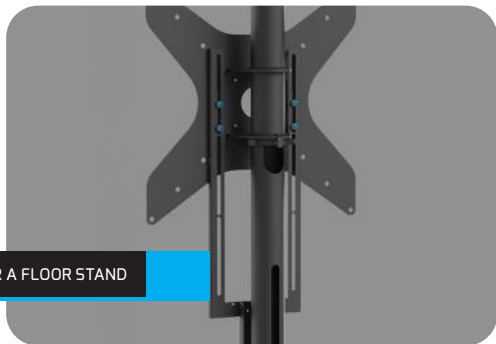
## SOUNDBAR SOLUTIONS

Step into the world of ultimate home entertainment with Cavus' soundbar solutions. Our system integrates a Cavus floor stand, wall mount or TV base with a holder for the soundbar. This way, you'll experience the finest viewing and listening experience. Cavus offers a solution for every scenario, combining TV and soundbar into a seamless setup.



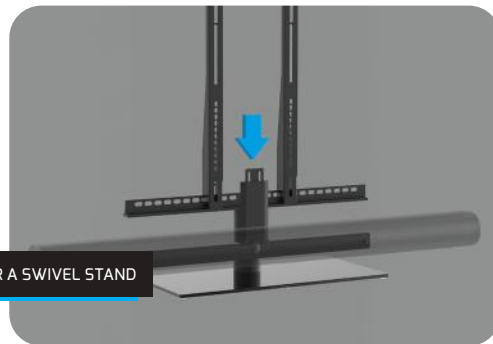
FOR A WALL MOUNT

For a wall mount, you require a CF frame. This frame is installed between the wall mount and the TV, creating a unified unit.



FOR A FLOOR STAND

For a floor stand, use a CAPF frame. This frame can be easily mounted on the accessory points at the rear of the VESA plate.



FOR A SWIVEL STAND

If you prefer to place the TV and soundbar on a piece of furniture, combine a TV base with a CTSH holder. This holder can be easily mounted on the front of the base.



# SOUNDBAR SOLUTION FOR TV FLOOR STAND

SONOS	BLACK
Ray	CAPFSRAYB
Beam	CAPFSBB
Arc	CAPFSARCB
HARMAN KARDON	BLACK
Multibeam 700	CAPFHKCM700B
Citation Bar	CAPFHKCBB
DENON	BLACK
Home Soundbar 550	CAPFDHS550B
Other models	CAPFUNIB
LOEWE	BLACK
Klang Bar 3 mr	CAPFLKBB
Klang Bar 5 mr	CAPFLKBB
SAMSUNG	BLACK
Universal Samsung	CAPFSMG01B
YAMAHA	BLACK
Yamaha	CAPFYM01B
BANG & OLUFSEN	BLACK
Beosound Stage	CAPFSTAGEB
BLUESOUND	BLACK
Pulse Bar	CAPFPULSEB
OTHER BRANDS	BLACK
Universal	CAPFUNIB

SWIVEL YOUR TV AND  
SOUNDBAR AT THE  
SAME TIME



TV FLOOR STAND WITH  
FRAME FOR ARC  
[SPHERE100B01](#) | [CAPFSARCB](#)

CREATE A UNIFIED  
SETUP FOR YOUR TV  
AND SOUNDBAR



TV FLOOR STAND WITH  
FRAME FOR BEAM  
[SPHERE100B01](#) | [CAPFSBB](#)

IMAGE AND SOUND  
FROM THE SAME  
DIRECTION



TV FLOOR STAND  
WITH FRAME FOR CITATION  
[SPHERE100B01](#) | [CAPFHKCBB](#)

# SOUNDBAR SOLUTION FOR TV WALL MOUNT

SONOS	BLACK	WHITE
Ray	CFSRAYB	CFSRAYW
Beam	CFSBB	CFSBW
Arc	CFSARCB	CFSARCW
HARMAN KARDON	BLACK	
Multibeam 700	CFHKCM700B	
Citation Bar	CFHKCBARB	
DENON	BLACK	
Home Soundbar 550	CFDH550B	
Other models	CFUNIB	
LOEWE	BLACK	
Klang Bar 3 mr	CFLKBB	
Klang Bar 5 mr	CFLKBB	
SAMSUNG	BLACK	
Universal Samsung	CFSMG01B	
YAMAHA	BLACK	
Universal Yamaha	CFYMH01B	
BANG & OLUFSEN	BLACK	
Beosound Stage	CFSTAGEB	
BLUESOUND	BLACK	
Pulse Bar	CFPULSEB	
OTHER BRANDS	BLACK	
Universal	CFUNIB	

FOR SONOS RAY,  
BEAM AND ARC,  
ALSO IN WHITE



VESA FRAME FOR  
SONOS ARC  
WME105 | CFSARCB

SUITABLE FOR JBL,  
LG, PANASONIC,  
PHILIPS EN SONY



VESA FRAME FOR  
SOUNDBAR UNIVERSAL  
WME105 | CFUNIB

SWIVEL YOUR SOUND-  
BAR WITH YOUR TV



VESA FRAME FOR DENON  
HOME SOUNDBAR 550  
WME105 | CFDH550B

# SOUNDBAR SOLUTION FOR SWIVEL STAND

SONOS	CAVTSM	CAVTSL	SOLID
Ray	CTSHSRAYB	CTSHSRAYB	CAPFSRAYB
Beam	CFSB-TSMOD	CFSB-TSMOD	CAPFSBB
Arc		CFSARC-TSMOD	CAPFSARCB
HARMAN KARDON	CAVTSM	CAVTSL	SOLID
Multibeam 700	CTSHHKCM700B	CTSHHKCM700B	CAPFHKCM700B
Citation Bar		CTSHHKCBARB	CAPFHKCBARB
DENON	CAVTSM	CAVTSL	SOLID
Home Soundbar 550	CTSHDH550B	CTSHDH550B	CAPFDHS550B
Other models		CTSHUNIB	CAPFUNIB
LOEWE	CAVTSM	CAVTSL	SOLID
Klang Bar 3 mr		CTSHLKBB	CAPFLKBB
Klang Bar 5 mr			CAPFLKBB
SAMSUNG	CAVTSM	CAVTSL	SOLID
Universal Samsung	CTSHSMG01B	CTSHSMG01B	CAPFSMG01B
YAMAHA	CAVTSM	CAVTSL	SOLID
Universal Yamaha		CTSHYMH01B	CAPFYMH01B
BLUESOUND	CAVTSM	CAVTSL	SOLID
Pulse Bar		CTSHPULSEB	CAPFPULSEB
OTHER BRANDS	CAVTSM	CAVTSL	SOLID
Universal	CTSHUNIB	CTSHUNIB	CAPFUNIB

COMBINE YOUR  
SOUNDBAR WITH  
A SWIVEL STAND



SWIVEL STAND MEDIUM WITH  
SOUNDBAR HOLDER FOR BEAM  
CAVTSM | CFSB-TSMOD

IMAGE AND SOUND  
FROM THE SAME  
DIRECTION



SWIVEL STAND LARGE WITH  
SOUNDBAR HOLDER FOR ARC  
CAVTSL | CFSARC-TSMOD

SPECIALLY  
SUITABLE FOR  
LARGER TVs



CAVUS SOLID WITH  
FRAME FOR YAMAHA SOUNDBAR  
SOLID80B01 | CAPFYMH01B



## FOR SONOS

Indulge in the immersive sound experience of Sonos. Our products support high audio quality and provide an optimal listening experience. Designed in line with Sonos' aesthetics, our products seamlessly fit into any interior. Furthermore, we've considered the ease of controlling the speaker and soundbar, ensuring that everyone can enjoy room-filling sound.

### CAVUS TIP!

**MOUNT YOUR SONOS SPEAKER UPSIDE  
DOWN FOR EASY ACCESS TO CONTROL  
BUTTONS**

LIVE IN YOUR WORLD, ENJOY OURS



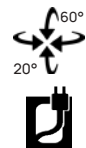
**FURNITURE STAND FOR ERA 100**  
**CTSE100B / CTSE100W**

- Adjust the sound upward by 5 degrees
- Design base in shape of the speaker
- High quality steel with premium coating



**CEILING MOUNT FOR ERA 100**  
**CPSE100B / CPSE100W**


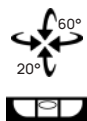
- Safely hang your speaker from the ceiling
- Rotate the speaker in the desired direction
- Fits over a ceiling junction box





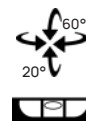
#### WALL MOUNT FOR ERA 100 CMSE100B / CMSE100W

- Safely mount your speaker on the wall
- Rotate the speaker in the desired direction
- Extra 34 mm adapter for fixed mounting



#### WALL MOUNT FOR ERA 300 CMSE300B / CMSE300W

- Safely mount your speaker on the wall
- Rotate the speaker in the desired direction
- High quality steel with premium coating



#### FLOOR STAND FOR ERA 100 CSSE100B / CSSE100W

- The speaker is rotatable by 60°
- Base 230 x 230 mm with adjustable feet
- Conceal cables within the 790 mm column



#### FLOOR STAND FOR ERA 300 CSSE300B / CSSE300W

- The speaker is rotatable by 60°
- Base 360 x 195 mm with adjustable feet
- Conceal cables within the 790 mm column

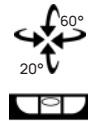


# FOR SONOS




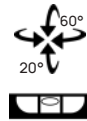
## WALL MOUNT FOR ONE / ONE SL CMSOB / CMSOW

- Safely mount your speaker on the wall
- Rotate the speaker in the desired direction
- Extra 34 mm adapter for fixed mounting



## CEILING MOUNT FOR ONE / ONE SL CP5OB / CP5OW

- Safely hang your speaker from the ceiling
- Rotate the speaker in the desired direction
- Fits over a ceiling junction box



## FURNITURE STAND FOR ONE / ONE SL CTS0B / CTSOW

- Adjust the sound upward by 5 degrees
- Design base in shape of the speaker
- High quality steel with premium coating



## FLOOR STAND FOR ONE / ONE SL CS5OB / CS5OW

- The speaker is rotatable by 60°
- Base 230 x 230 mm with adjustable feet
- Conceal cables within the 790 mm column

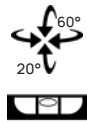






#### WALL MOUNT FOR FIVE HORIZONTAL CMP5HB / CMP5HW

- Safely mount your speaker on the wall
- Rotate the speaker in the desired direction
- Clamping system secures the speaker



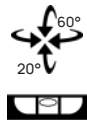
#### FLOOR STAND FOR FIVE HORIZONTAL CSP5B / CSP5W

- The speaker is rotatable by 60°
- Base 360 x 195 mm with adjustable feet
- Conceal cables within the 790 mm column



#### WALL MOUNT FOR FIVE VERTICAL CMP5VB / CMP5VW

- Safely mount your speaker on the wall
- Rotate the speaker in the desired direction
- Slamping system secures the speaker



#### FLOOR STAND FOR FIVE VERTICAL CSP5VB / CSP5VW

- The speaker is rotatable by 60°
- Base 360 x 195 mm with adjustable feet
- Conceal cables within the 790 mm column

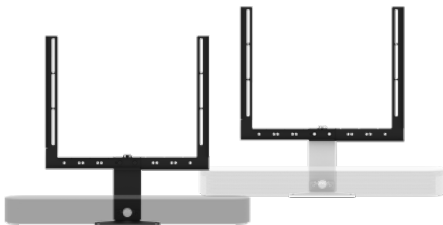


# FOR SONOS



## WALL MOUNT FOR BEAM CMSBFB / CMSBFW

- Securely mount a soundbar on the wall
- Depth adjustment for Beam
- Centering aid makes installation easy



## VESA FRAME FOR BEAM CFSBB / CFSBW

- Soundbar swivels along with the TV
- Integrated cable management
- Suitable for VESA 100, 200, 300 & 400

COMBINE YOUR VESA  
FRAME WITH A TV  
WALL MOUNT



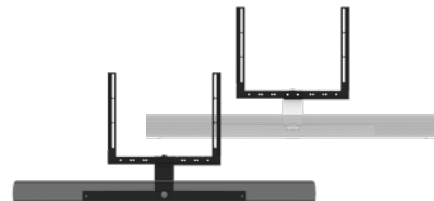
TV WALL MOUNT WITH FRAME FOR BEAM  
CC-WME105-CF5BB

Refer to the properties of this wall mount on page 20.



## WALL MOUNT FOR ARC CMSARCB / CMSARCW

- Perfect fit for Arc
- Built-in EQ sensor for Arc
- Always the best sound



## VESA FRAME FOR ARC CFSARCB / CFSARCW

- Soundbar swivels along with the TV
- Cable management verbergt alle kabels
- Suitable for TV wall mount and stand

IMAGE AND SOUND  
FROM THE SAME  
DIRECTION



TV WALL MOUNT WITH FRAME FOR ARC  
CC-WMV8050-CF5ARCB

Refer to the properties of this wall mount on page 22.



#### WALL MOUNT FOR RAY CMSRAYB / CMSRAYW

- Securely mount a soundbar on the wall
- Perfect fit for Ray
- Centering aid makes installation easy

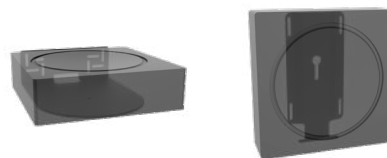


#### VESA FRAME FOR RAY CFSRAYB / CFSRAYW

- Soundbar swivels along with the TV
- Integrated cable management
- Suitable for VESA 100, 200, 300 & 400



Refer to the properties of this wall mount on page 21.



#### WALL MOUNT FOR AMP CMAMPH / CMAMPV

- For horizontal or vertical mounting
- 3 mm steel with protective coating
- Centering aid makes installation easy



#### WALL MOUNT FOR ROAM CMSRB / CMSRW

- Give a Roam a fixed spot in the house
- 2 mm steel with protective coating
- Suitable for horizontal setup



#### WALL MOUNT FOR MOVE CMSMS

- SST mount with protective coating
- Suitable for inside and outside use



FLOOR STAND FOR HOME 150  
CSDH150B / CSDH150W

- The speaker is rotatable by 60°
- Base 230 x 230 mm with adjustable feet
- Conceal cables within the 790 mm column



## FOR DENON

With the wireless Denon Home speakers, you can experience beautiful music throughout your entire home. Cavus offers products that perfectly complement your speakers. Our extensive range of accessories is specially designed to match the design, functionality, and performance of your Denon Home products. With the right setup, you can fully enjoy the sound in your home.



CEILING MOUNT FOR HOME 150  
CPDH150B / CPDH150W


- Safely hang your speaker from the ceiling
- Rotate the speaker in the desired direction
- Fits over a ceiling junction box



WALL MOUNT FOR HOME 150  
CMDH150B / CMDH150W


- Safely mount your speaker on the wall
- Rotate the speaker in the desired direction
- Extra 34 mm adapter for fixed mounting





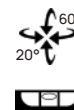
#### WALL MOUNT FOR HOME 250 CMDH250B / CMDH250W

- Safely mount your speaker on the wall
- Rotate the speaker in the desired direction
- Extra sturdy design for large speaker



#### WALL MOUNT FOR HOME 350 CMDH350B / CMDH350W

- Safely mount your speaker on the wall
- Rotate the speaker in the desired direction
- Extra sturdy design for large speaker



#### FLOOR STAND FOR HOME 250 CSDH250B / CSDH250W

- The speaker at the perfect listening height
- Base 360 x 195 mm with adjustable feet
- Conceal cables within the 790 mm column



#### FLOOR STAND FOR HOME 350 CSDH350B / CSDH350W

- The speaker at the perfect listening height
- Base 360 x 195 mm with adjustable feet
- Conceal cables within the 790 mm column





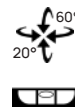
## FOR HARMAN KARDON

The deep tones and innovative technology provide an incredible home entertainment experience. The Harman Kardon Citation products are instantly recognizable. We offer a wide range of products for this line, enabling you to create an outstanding setup at home. Our accessories will complete your audio experience.



WALL MOUNT FOR CITATION ONE  
CMHKCOB / CMHKCOW

- Safely mount your speaker on the wall
- Rotate the speaker in the desired direction
- Extra 34 mm adapter for fixed mounting



FLOOR STANDS CITATION SURROUND  
CSHKCSB-SET / CSHKCSW-SET

- The speaker is rotatable by 60°
- Base 230 x 230 mm with adjustable feet
- Conceal cables within the 790 mm column



FLOOR STAND FOR CITATION ONE  
CSHKCOB / CSHKCOW

- The speaker is rotatable by 60°
- Base 230 x 230 mm with adjustable feet
- Conceal cables within the 790 mm column





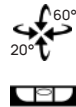
#### FLOOR STAND FOR CITATION 300 CSHKC300B / CSHKC300W

- The speaker at the perfect listening height
- Base 360 x 195 mm with adjustable feet
- Conceal cables within the 790 mm column



#### WALL MOUNT FOR CITATION 300 CMHKC300B / CMHKC300W

- Safely mount your speaker on the wall
- Rotate the speaker in the desired direction
- Extra sturdy design for large speaker



#### VESA FRAME FOR CITATION MULTIBEAM 700 CFHKCM700B


- Soundbar swivels along with the TV
- Integrated cable management
- Suitable for tv beugel en tv standaard

VESA width 100 | 200 | 300 | 400



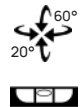
#### FLOOR STAND FOR CITATION 500 CSHKC500B / CSHKC500W

- The speaker at the perfect listening height
- Base 360 x 195 mm with adjustable feet
- Conceal cables within the 790 mm column



#### WALL MOUNT FOR CITATION 500 CMHKC500B / CMHKC500W

- Safely mount your speaker on the wall
- Rotate the speaker in the desired direction
- Extra sturdy design for large speaker



#### VESA FRAME FOR CITATION BAR CFHKCBAR

- Soundbar swivels along with the TV
- Integrated cable management
- Suitable for tv beugel en tv standaard

VESA width 100 | 200 | 300 | 400





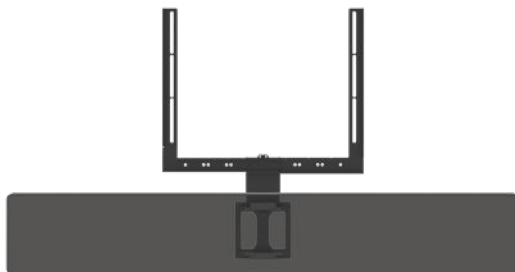
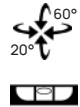
## FOR BANG & OLUFSEN

Bang & Olufsen is renowned for its high quality combined with stunning design. Over the years, we have developed numerous accessories for various B&O products. Even today, we continue to produce unique accessories that enable you to create an optimal setup at home.



WALL MOUNT FOR BEOPLAY M3  
**CMBOM3B**

- Safely mount your speaker on the wall
- Rotate the speaker in the desired direction
- Extra 34 mm adapter for fixed mounting



VESA FRAME FOR BEO SOUND STAGE  
**CFSTAGEB**

- Soundbar swivels along with the TV
- Integrated cable management
- Suitable for tv mounts and stands

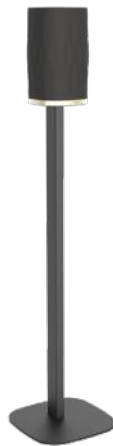
VESA width 100 | 200 | 300 | 400



WALL MOUNT FOR B&O BALANCE  
**CMBOBB**

- Specially developed for B&O Balance
- High quality steel with black coating
- Subtle minimalist design





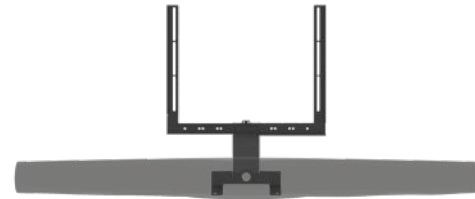
FLOOR STAND FOR FORMATION FLEX  
CSBWFFB

- The speaker is rotatable by 60°
- Base 230 x 230 mm with adjustable feet
- Conceal cables within the 790 mm column



## FOR BOWERS & WILKINS

Bowers & Wilkins speakers bring sound to a whole new dimension. The immersive home theater sound from a soundbar provides a true audio experience. With our products for Bowers & Wilkins, you can create a setup at home that allows you to fully enjoy this remarkable sound.



VESA FRAME FOR FORMATION BAR  
CFBWFB

- Soundbar swivels along with the TV
- Integrated cable management
- Suitable for tv mounts and stands

VESA width 100 | 200 | 300 | 400

COMBINE YOUR VESA  
FRAME WITH A TV  
WALL MOUNT



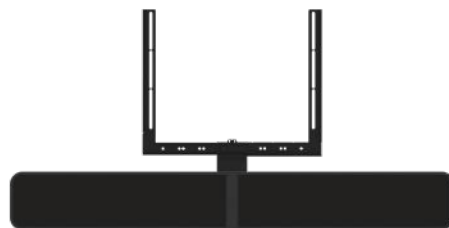
TV WALL MOUNT WITH FRAME  
FOR FORMATION BAR  
CC-WME105-CFBWFB

Refer to the properties of this wall mount on page 20.



## FOR BLUESOUND

If you're a fan of musical details, texture, and volume, then it's no surprise that you've chosen Bluesound. As a true audio enthusiast, you understand the importance of a proper audio setup. Our products are meticulously designed to match the design, functionality, and performance of your Bluesound speaker or soundbar.



VESA FRAME FOR PULSE SOUNDBAR +  
CFPULSEB

- Soundbar swivels along with the TV
- Cable management for hiding cables
- Suitable for wall mount

VESA width 100 | 200 | 300 | 400



FLOOR STAND FOR PULSE M  
CSPULSEMB

- The speaker is rotatable by 60°
- Base 230 x 230 mm with adjustable feet
- Conceal cables within the 790 mm column



WALL MOUNT FOR PULSE M  
CMPULSEMB

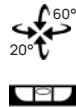
- Safely mount your speaker on the wall
- Rotate the speaker in the desired direction
- Extra sturdy design





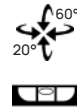
#### WALL MOUNT FOR PULSE FLEX CMBPFB / CMBPFW

- Safely mount your speaker on the wall
- Rotate the speaker in the desired direction
- Extra 34 mm adapter for fixed mounting



#### WALL MOUNT FOR PULSE MINI (2i) CMBPMB / CMBPMW

- Safely mount your speaker on the wall
- Rotate the speaker in the desired direction
- Extra sturdy design



#### FLOOR STAND FOR PULSE FLEX CSBPFB / CSBPFW

- The speaker is rotatable by 60°
- Base 230 x 230 mm with adjustable feet
- Conceal cables within the 790 mm column



#### FLOOR STAND FOR PULSE MINI (2i) CSBP2B / CSBP2W

- The speaker is rotatable by 60°
- Base 360 x 195 mm with adjustable feet
- Conceal cables within the 790 mm column





## FOR LOEWE

In the realm of the innovative brand Loewe, you're in the right place for achieving the perfect balance between award-winning design and an immersive sound experience. With Loewe Klang speakers and soundbars, you'll experience crystal-clear sound. Maximize the potential of your speakers at home. Our products for Loewe are designed to help you create the most beautiful setup.



### WALL MOUNT FOR KLANG BAR 3/5 CMLKBB

- Securely mount a soundbar on the wall
- Always the best sound
- High quality steel with a black coating



### VESA FRAME FOR KLANG BAR 3/5 CFLKBB

- Soundbar swivels along with the TV
- Integrated cable management
- Suitable for tv mount and stand

VESA width 100 | 200 | 300 | 400



### FLOOR STAND FOR KLANG MR1, 3, 5 CSLKMRB


- The speaker is rotatable by 60°
- Base 310 x 210 mm with adjustable feet
- Conceal cables within the 790 mm column





## FOR SAMSUNG

Samsung has been at the forefront for years when it comes to TVs and soundbars. In the realm of soundbars, Samsung is one of the most popular brands. We have developed a range of products that allow you to create an outstanding setup for your TV and Samsung soundbar. With Cavus, you can create a fantastic combination of your TV and soundbar.



### VESA FRAME FOR SAMSUNG SOUNDBAR CFSMG01B

- Soundbar swivels along with the TV
- Integrated cable management
- Suitable for tv mount and stand

VESA width 100 | 200 | 300 | 400

The VESA frame on this page is suitable for the following Samsung soundbar series:

- Cinematic Q-series (616 mm)
- All-in-one S-series (450 mm)
- Essential A-series (360 mm)
- Essential T-series (360 mm)

COMBINE YOUR VESA  
FRAME WITH A TV  
WALL MOUNT



PREMIUM TV WALL MOUNT WITH  
FRAME FOR SAMSUNG SOUNDBAR  
CC-WMV8050-CFSMG01B

Refer to the properties of this wall mount on page 22.



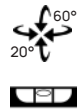
## FOR YAMAHA

With Yamaha, you experience sound as it's meant to be. Enhance your home audio experience with a wall mount, floor stand, or soundbar frame from Cavus. Our custom-made products allow you to create the optimal setup, maximizing the performance of your Yamaha speaker or soundbar from any desired angle within your interior.



### WALL MOUNT FOR MUSICCAST 20 CMY20B / CMY20W

- Safely mount your speaker on the wall
- Rotate the speaker in the desired direction
- Extra 34 mm adapter for fixed mounting

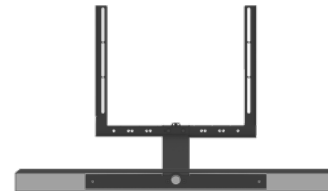


LIVE IN YOUR WORLD, ENJOY OURS



### FLOOR STAND FOR MUSICCAST 20 CSY20B / CSY20W

- The speaker is rotatable by 60°
- Base 230 x 230 mm with adjustable feet
- Conceal cables within the 790 mm column



### VESA FRAME FOR YAMAHA SOUNDBAR CFYMH01B

- Soundbar swivels along with the TV
- Integrated cable management
- Suitable for tv mount and stand

VESA width 100 | 200 | 300 | 400



# MONITOR ARMS

## MONITOR ARM | 1 SCREEN

CAV-DM0101

- Secure with a clamp (10-85 mm)
- Or screw system (10-40 mm)
- Arm is extendable up to 390 mm



VESA 75x75 | 100X100

## MONITOR ARM | 2 SCREENS

CAV-DM0102

- Secure with a clamp (10-85 mm)
- Or screw system (10-40 mm)
- Arms are extendable up to 390 mm



VESA 75x75 | 100X100

## MONITOR ARM GAS SPRING | 1 SCREEN

CAV-DM0301

- Secure with a clamp (10-85 mm)
- Or screw system (10-40 mm)
- Arm is extendable up to 443 mm



VESA 75x75 | 100X100

## MONITOR ARM GAS SPRING | 2 SCREENS

CAV-DM0302

- Secure with a clamp (10-85 mm)
- Or screw system (10-40 mm)
- Arms are extendable up to 443 mm



VESA 75x75 | 100X100

# CABLE MANAGEMENT



Ø 10 MM

WHITE

SILVER

BLACK

100 CM

CAV-SW1010W

CAV-SW1010S

CAV-SW1010B

150 CM

CAV-SW1015W

CAV-SW1015S

CAV-SW1015B

300 CM

CAV-SW1030W

CAV-SW1030S

CAV-SW1030B

Ø 19 MM

100 CM

CAV-SW1910W

CAV-SW1910S

CAV-SW1910B

150 CM

CAV-SW1915W

CAV-SW1915S

CAV-SW1915B

300 CM

CAV-SW1930W

CAV-SW1930S

CAV-SW1930B



LENGTH 1100 MM

WHITE

SILVER

BLACK

50 MM

MB731356

MB731332

MB731349

33 MM

MB731295

MB731271

MB731288

18 MM

MB731233

MB731219

MB731226

LENGTH 1600 MM

50 MM

MB731387

MB731363

MB731370

33 MM

MB731325

MB731301

MB731318

18 MM

MB731264

MB731240

MB731257

# CONVERTERS

## AUDIO CONVERTER DIGITAL > ANALOG

### CAV-BXAU03

- Transform an analog amplifier for digital signal compatibility.
- Achieve optimal audio signal quality with the latest technology
- Digital input: 1 x Toslink, 1 x RCA coaxial
- Analog output: 2 x RCA L/R, 1 x 3.5 mm Jack
- Audio resolution: 32kHz, 44.1kHz, 48kHz, 96kHz, and 192kHz, up to 24-bit.



## AUDIO CONVERTER TOSLINK <> COAXIAL

### CAV-BXAU04

- Convert a coaxial or SPDIF signal to coaxial and/or SPDIF
- Amplify the incoming signal and extend the distance.
- Digital input: 1 x Toslink, 1 x RCA coaxial
- Digital output: 1 x Toslink, 1 x RCA coaxial
- Audio resolution: 32kHz, 44.1kHz, 48kHz, 96kHz, and 192kHz
- Audio format: LPCM2.0 / DTS / Dolby AC3



## DIGITAL AUDIO EXTENDER SET

### CAV-BXAU05

- Extend Toslink or coaxial signal up to 100 meters over UTP
- No signal loss, ensuring the best audio quality at all times
- Digital input: 1 x Toslink in, 1 x RCA coaxial
- Digital output: 1 x Toslink in, 1 x RCA coaxial
- Data rate: 12.8 Mb/s
- Sampling rate: 96kHz
- Power Over Cable Audio format: PCM, DTS & Dolby Digital



## 2-WAY AUDIO CONVERTER DIGITAL <> ANALOG

### CAV-BXAU06

- Switch between digital to analog or analog to digital
- Create a headphone connection
- Digital: 1 x Toslink in, 1 x Toslink in, 1 x RCA coaxial in / out
- Analog: 2 x RCA L/R in / out, 1 x 3.5 mm Jack in/out
- Audio resolution: 32kHz, 44.1kHz, 48kHz, 96kHz, and 192kHz
- Audio format: LPCM2.0 / DTS / Dolby AC3



## AUDIO PREAMPLIFIER

### CAV-BXAU07

- Connect an audio device to an analog unamplified source
- Suitable for dynamic and condenser microphones
- Analog Input: 2 x RCA L/R, 2 x 6.3 mm Jack
- Analog output: 2 x RCA L/R
- Frequency sensitivity Phono: +1 dB to 3 dB 30 Hz 20 KHz
- Frequency sensitivity Mic: +1 to 3 dB 70 Hz to 20 KHz



## IR EXTENDER USB

### CAV-BXIR01

- Control equipment that is out of sight
- Utilize a USB connection for power
- 4 x IR emitter LEDs
- IR range: +/- 10 meters - IR reception angle: 45°
- IR reception indication LED
- IR reception LED (1m)
- 4 x IR emitter LEDs (2m)



## IR EXTENDER 100 UTP

### CAV-BXIR02

- Control equipment that is out of sight.
- Extend the IR receiver with UTP cable up to 100 meters.
- 4 x IR emitter LEDs & 2 x IR blaster
- IR range: +/- 10 meters - IR reception angle: 45°
- IR reception indication LED
- 2 x IR reception LEDs (2m) 2 x IR blaster LEDs (2m)
- 4 x IR emitter LEDs (2m)



## HDMI EXTENDER SET CAV-BXHD01

- Extend HDMI signal up to 60 meters.
- Includes infrared signal transmission.
- Transmitter Input: HDMI in
- Infrared in - Transmitter Output: RJ45 CAT6
- Receiver Input: RJ45 / CAT6
- Receiver Output: HDMI out, Infrared out
- POC: Power Over Cable



## HDMI SWITCH CAV-BXHD02

- Connect up to 5 HDMI sources to a single HDMI input
- Switch easily with the included remote control
- 4K@60Hz - 600 MHz/6.0 Gbps bandwidth per channel
- HDCP 2.2 - CEC
- Supports LPCM, Dolby Digital, DTS (HD Master Audio) and Dolby TrueHD



## HDMI TO COMPOSITE AV CONVERTER CAV-BXHD03

- Convert HDMI signal to composite analog
- Make digital devices compatible with analog
- Digital input: 1 x HDMI
- Analog output: 1 x CVBS composite video, 2 x RCA R/L
- HDMI video resolution up to 1080P@60HZ & LPCM audio
- Output: Composite switchable between PAL576i / NTSC 480i & stereo audio L/R.



## COMPOSITE AV TO HDMI CONVERTER CAV-BXHD04

- Convert composite analog to HDMI signal
- Make analog devices compatible with digital
- Analog input: 1 x CVBS composite video, 2 x RCA R/L
- Digital output: 1 x HDMI
- Composite: PAL, NTSC3.58, NTSC4.43, SECAM, PAL/M, PAL/N
- HDMI output resolutions: 1080P/60Hz, 720P/60Hz





## REMOTE CONTROLS

Is your remote control in need of replacement? The universal Cavus remote control serves as a cost-effective substitute for the original. This remote control is preprogrammed and ready for immediate use. To make it even simpler, we use the familiar symbols from the original remote control.

SAMSUNG  
CRC1



LG  
CRC2



SONY  
CRC3



PHILIPS  
CRC4



PANASONIC  
CRC5



LOEWE  
CRC6





Cavus

# TV & AUDIO ACCESSORIES



GET INSPIRED BY OUR  
DIGITAL BROCHURE

2023/11